

# Appendix for “The Political Consequences of Drafting Strategies in International Organizations”

Sabrina B. Arias\* and Robert Shaffer†

September 13, 2021

## Contents

|          |                                     |          |
|----------|-------------------------------------|----------|
| <b>1</b> | <b>Descriptive Statistics:</b>      | <b>2</b> |
| 1.1      | Citations and Resolutions . . . . . | 2        |
| 1.2      | Topical Variation . . . . .         | 4        |

---

\*University of Pennsylvania, [sarias@sas.upenn.edu](mailto:sarias@sas.upenn.edu)

†Syracuse University, [rbshaffer0@gmail.com](mailto:rbshaffer0@gmail.com)

# 1 Descriptive Statistics:

## 1.1 Citations and Resolutions

Both chambers exhibit increased rates of citation over time, as well as increasing numbers of citations included in each resolution. Intuitively, this makes sense, as the universe of precedents and thus material to cite increases over time. Citation rates are more variable in the UNSC than the UNGA over time, which is likely due to the more flexible institutional nature and small number of negotiating parties in the UNSC, leading to more flexible working norms. Patterns in resolution and citation rates over time are illustrated in Figures 1, 2, and 3. Annual citations, even when normalized by the number of resolutions, particularly increase in the 1990s. This finding is intuitive, as the 1990s were an extremely active period of legislation in the UN, as Cold War politics no longer precluded consensus between the United States and the Soviet Union/Russia. This pattern is exhibited in both chambers, but is more pronounced in the UNGA.

Figure 1: Total number of resolutions increasing over time

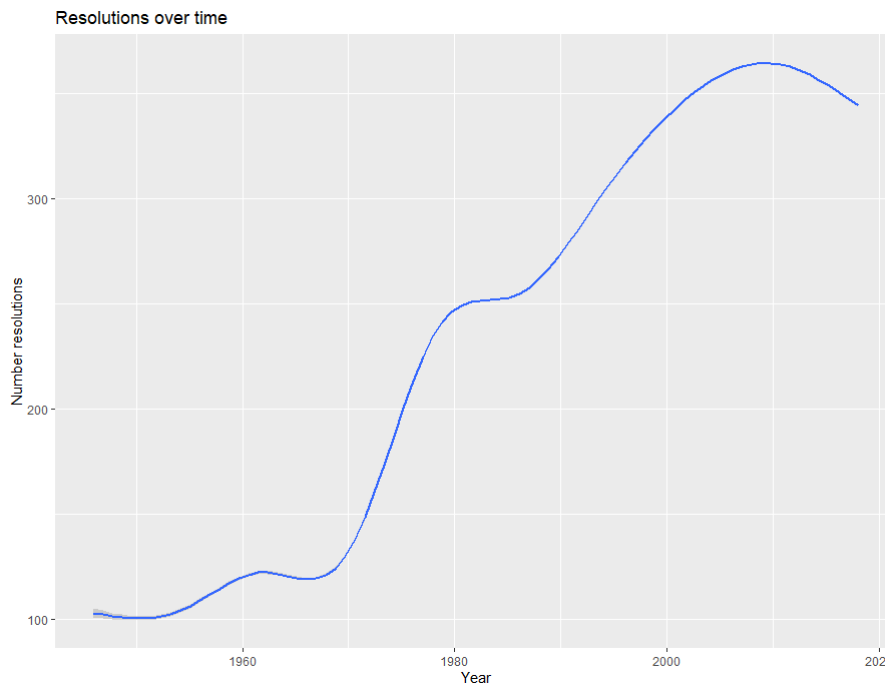


Figure 2: Citations increasing over time, but at a different rate than resolutions

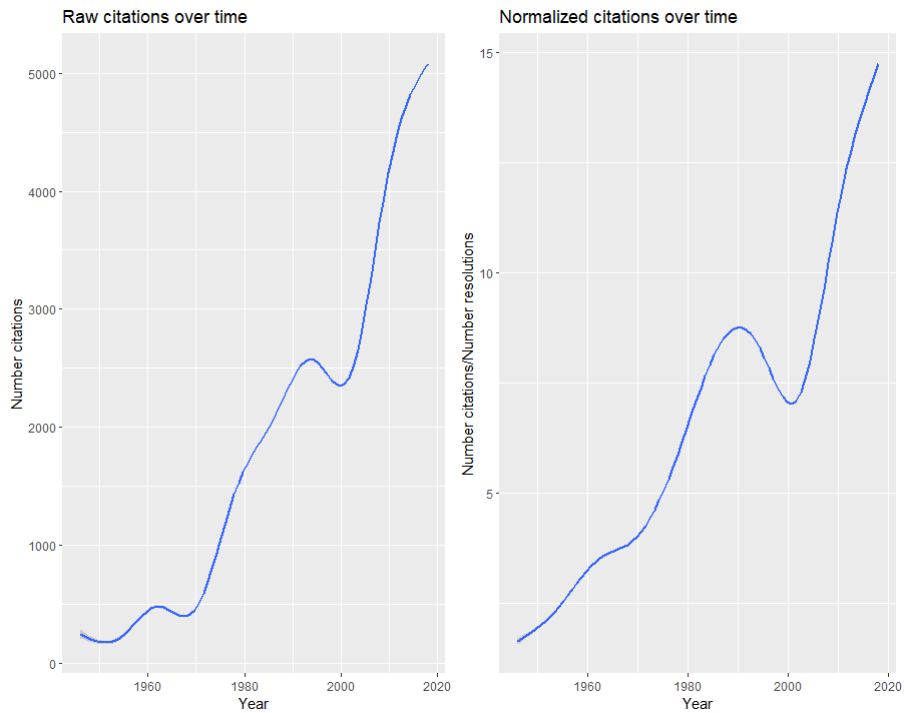
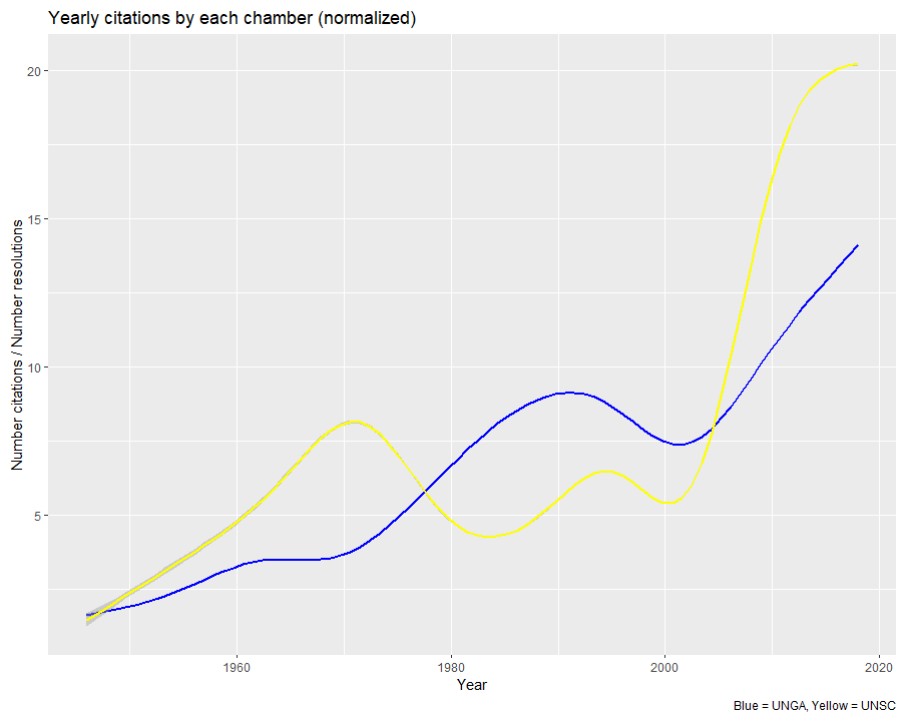
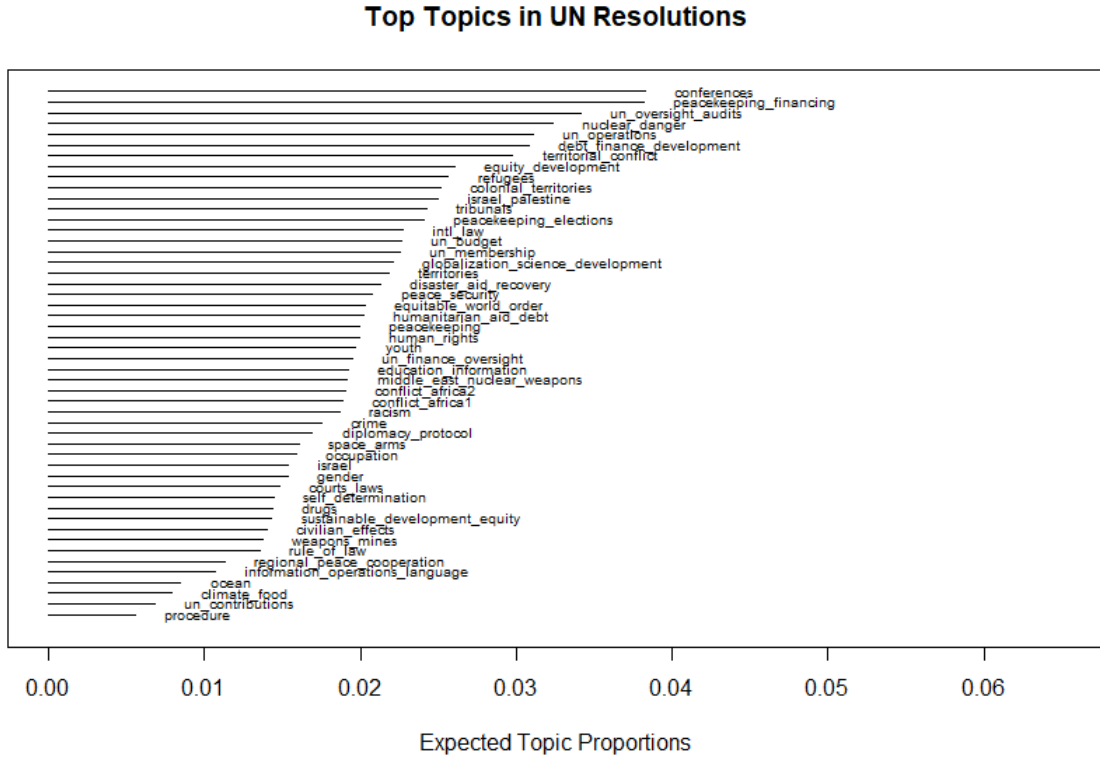


Figure 3: Citations increasing over time in both chambers, but particularly in the UNGA. Almost all citation occurs within (rather than across) chamber



## 1.2 Topical Variation

Figure 4: Resolutions by topic areas



Estimation with Structural Topic Model (STM)

### Temporal Effects

We identify topics using a structural topic model, an approach which we describe in detail in the main text. We show key findings for each topic area, including the number of resolutions, number of citations, topical alignment, topical proportion of the overall corpus, and age in Table 1 and illustrated in Figures 4, 5, 6, and 7. The strategies used to measure alignment, resolution and citation count, and topic proportion are described in the main text, and our strategy for measuring topic age is described below. Across all topics, while the number of resolutions and topic proportions are relatively constant, the rate of citation is increasing over time. The rate of annual citations varies across topic areas. On some topics, trends in citation rates and resolution rates move together (“south\_africa”), but sometimes they exhibit distinct patterns (“unraw\_administration,” “conservation”). Examining temporal patterns in citation shows us that on some topics, ‘ownership’ is passed back and forth between the UNGA and the UNSC over time. For example, “africa” and “conflict\_response.”

Once issues are introduced onto the UN’s agenda, they are unlikely to be removed because of bureaucratic inertia and state incentives to maintain institutional attention. We therefore measure topic age using the year in which a resolution with a given modal topic was first introduced onto the UN’s working agenda. Our data attest to the validity of this approach, showing that once a topic is introduced, the number of resolutions

Table 1: Key findings by topic

|                                   | Number<br>Resolutions | Number<br>Citations | Alignment<br>(97.5 Percentile) | Topic<br>Proportion | Age  |
|-----------------------------------|-----------------------|---------------------|--------------------------------|---------------------|------|
| peacekeeping                      | 344                   | 2911                | 37.87                          | 0.020               | 1949 |
| conflict_africa1                  | 318                   | 3853                | 40.78                          | 0.019               | 1946 |
| peace_security                    | 352                   | 4719                | 42.06                          | 0.021               | 1946 |
| un_oversight_audits               | 635                   | 6488                | 28.53                          | 0.034               | 1946 |
| tribunals                         | 398                   | 1435                | 41.02                          | 0.024               | 1946 |
| territorial_conflict              | 459                   | 2775                | 51.83                          | 0.030               | 1947 |
| conflict_africa2                  | 344                   | 3385                | 44.67                          | 0.019               | 1946 |
| peacekeeping_elections            | 281                   | 2468                | 36.56                          | 0.024               | 1948 |
| civilian_effects                  | 232                   | 1767                | 207.38                         | 0.014               | 1946 |
| diplomacy_protocol                | 295                   | 1656                | 94.35                          | 0.017               | 1946 |
| occupation                        | 286                   | 2822                | 41.18                          | 0.016               | 1951 |
| colonial_territories              | 495                   | 2586                | 187.75                         | 0.025               | 1946 |
| information_operations_language   | 157                   | 1030                | 31.96                          | 0.011               | 1946 |
| peacekeeping_financing            | 671                   | 12439               | 675.11                         | 0.038               | 1946 |
| israel_palestine                  | 424                   | 4268                | 98.29                          | 0.025               | 1947 |
| courts_laws                       | 188                   | 843                 | 34.95                          | 0.015               | 1946 |
| israel                            | 277                   | 3273                | 79.10                          | 0.015               | 1946 |
| drugs                             | 275                   | 2657                | 72.94                          | 0.014               | 1947 |
| gender                            | 278                   | 2039                | 51.85                          | 0.015               | 1946 |
| un_operations                     | 202                   | 1158                | 25.41                          | 0.031               | 1946 |
| weapons_mines                     | 251                   | 1361                | 65.75                          | 0.014               | 1946 |
| humanitarian_aid_debt             | 372                   | 2410                | 59.29                          | 0.020               | 1946 |
| human_rights                      | 389                   | 3289                | 61.73                          | 0.020               | 1947 |
| refugees                          | 482                   | 2252                | 35.94                          | 0.026               | 1946 |
| ocean                             | 169                   | 1334                | 43.50                          | 0.008               | 1948 |
| education_information             | 292                   | 2189                | 34.23                          | 0.019               | 1946 |
| space_arms                        | 279                   | 2335                | 151.08                         | 0.016               | 1958 |
| nuclear_danger                    | 589                   | 5662                | 111.36                         | 0.032               | 1948 |
| un_membership                     | 204                   | 451                 | 44.59                          | 0.023               | 1946 |
| disaster_aid_recovery             | 420                   | 2741                | 54.82                          | 0.021               | 1946 |
| self_determination                | 269                   | 1651                | 170.94                         | 0.014               | 1949 |
| middle_east_nuclear_weapons       | 355                   | 4442                | 152.07                         | 0.019               | 1947 |
| un_finance_oversight              | 373                   | 2519                | 62.44                          | 0.019               | 1946 |
| equitable_world_order             | 387                   | 1923                | 46.51                          | 0.020               | 1947 |
| crime                             | 330                   | 2645                | 46.27                          | 0.018               | 1946 |
| equity_development                | 247                   | 1551                | 32.53                          | 0.026               | 1946 |
| conferences                       | 561                   | 3872                | 34.24                          | 0.038               | 1946 |
| sustainable_development_equity    | 208                   | 1553                | 249.83                         | 0.014               | 1954 |
| rule_of_law                       | 212                   | 2668                | 47.91                          | 0.014               | 1950 |
| youth                             | 378                   | 2370                | 42.03                          | 0.020               | 1946 |
| debt_finance_development          | 633                   | 3520                | 58.56                          | 0.031               | 1946 |
| globalization_science_development | 391                   | 2978                | 52.80                          | 0.022               | 1947 |
| un_budget                         | 435                   | 2881                | 112.93                         | 0.023               | 1946 |
| territories                       | 393                   | 1881                | 198.30                         | 0.022               | 1946 |
| regional_peace_cooperation        | 223                   | 1303                | 45.78                          | 0.011               | 1948 |
| climate_food                      | 119                   | 1346                | 74.46                          | 0.008               | 1948 |
| un_contributions                  | 99                    | 584                 | 99.98                          | 0.007               | 1946 |
| intl_law                          | 368                   | 2415                | 48.90                          | 0.023               | 1946 |
| racism                            | 362                   | 2144                | 49.11                          | 0.019               | 1946 |
| procedure                         | 26                    | 39                  | 31.32                          | 0.006               | 1950 |

Figure 5: Citations and Resolutions by topic areas

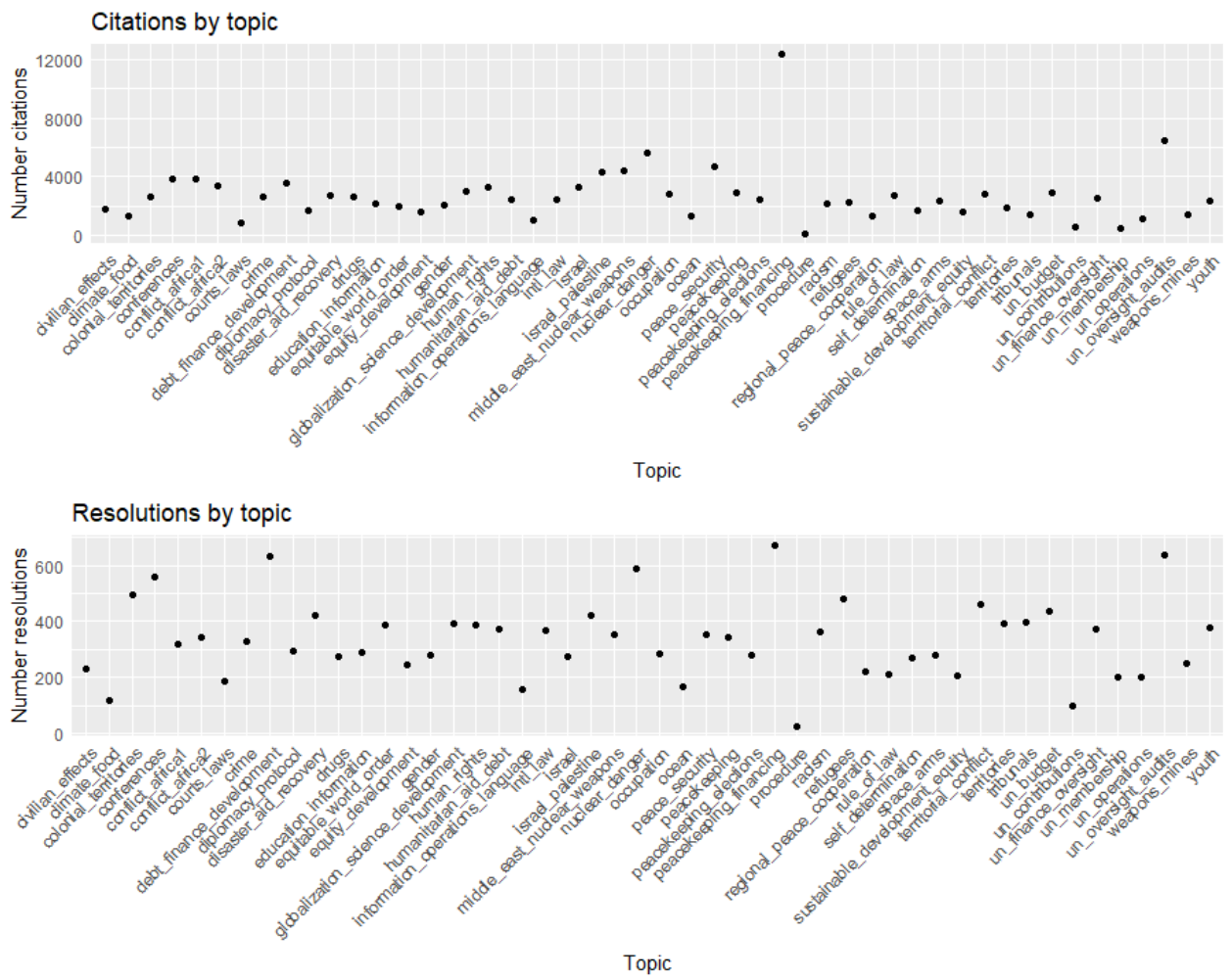


Figure 6: Citations and Resolutions by topic areas, over time

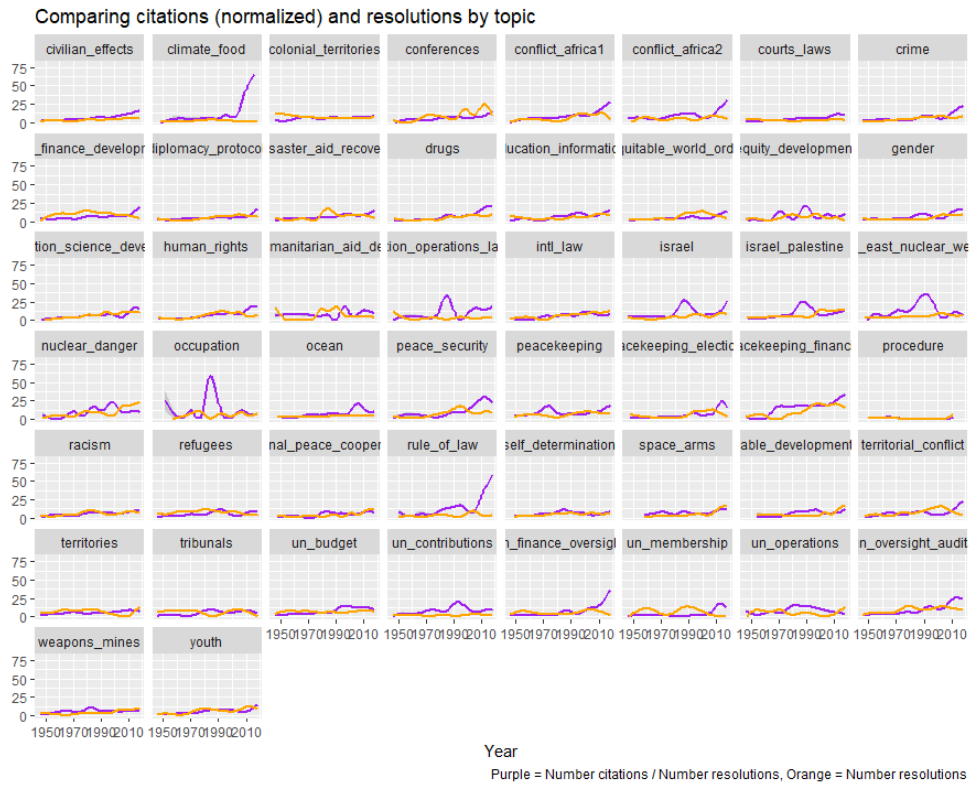
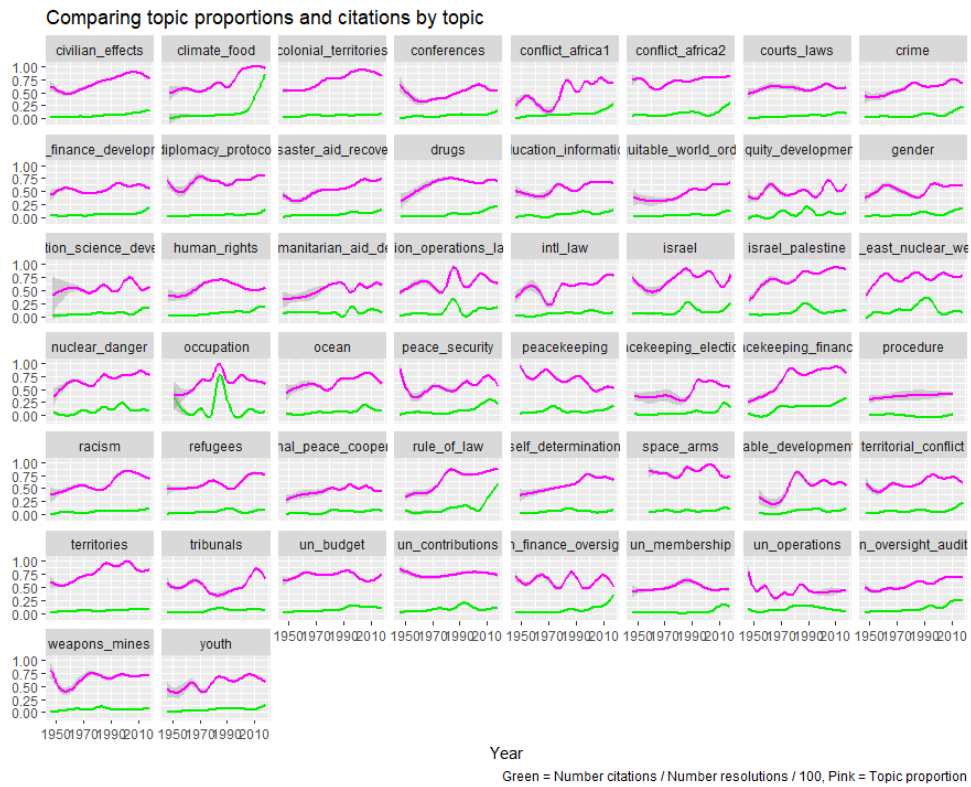


Figure 7: Citations and Topic Proportions by topic areas, over time



addressing it remains fairly consistent year on year. For most topics, the proportion of resolutions with that modal topic is also relatively flat over time, though some important exceptions where topic proportion notably changes over time— such as “conservation” — are present. The only topic that vanishes entirely from the agenda is “south\_africa.”

Using this measurement approach, we find that the age of most topics is essentially equal. 46 of the 50 topics we identify were first introduced during the first decade of the UN’s work, which we can see in Figure 8. Alternative measures of issue age, including the mean of the resolution years for each topic, yield similarly little variation. Average resolution age is one such example— for 43 of the 50 topics, the average resolution age is 1990 or more recent, and average resolution age has a standard deviation of just 7.78. This finding suggests that the topics identified by our model may be too broad to capture temporal variation in issue introduction. As we discuss below, subcomponents of the various topics may be introduced at various points in time, but the larger themes we identify have been present on the UN’s agenda in one form or another since the institution’s founding.

Figure 8: Resolutions over time, oldest to newest topics

